

Previous  
Screen

Specialty  
Fasteners

Tooling  
Options

Table of  
Contents

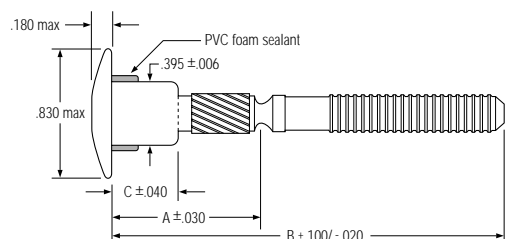
Hucktainer® Specialty Fastener

## Hucktainer® Specialty Fastener

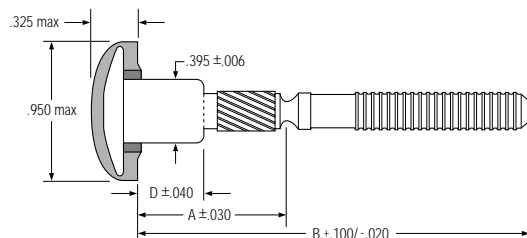
The Hucktainer® fastener is designed to meet the special needs of FRP fabrication. These fasteners install with a consistent pressure that reduces the potential for crushing or crazing FRP panels.



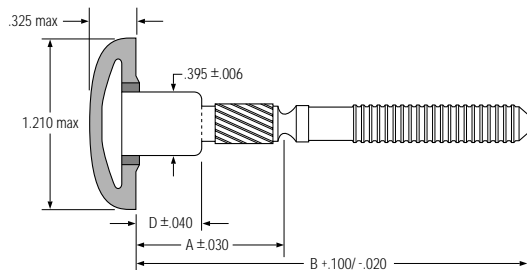
### Specifications—Standard Grip



#### Standard low profile head HLPP-R12-( )



#### Medium bearing encapsulate head HLPM(\*)-R12-( )

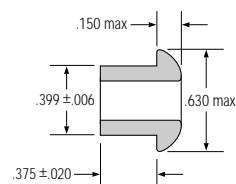


#### Wide bearing encapsulate head HLPE(\*)-R12-( )

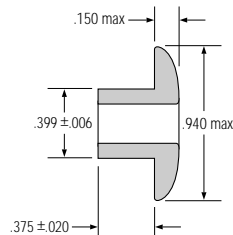
NOTE: Only wide bearing pin HLPE ( ) and/or wide bearing sleeve HLPS should be used directly against FRP.  
Consult factory for stock status—minimums may apply.  
Contact your HUCK representative for head styles, grips, and configurations not shown.

Grip Number	Grip Range min	Grip Range max	Hole Size	A	B	C	D
-9	.500	.625	.405-.421	.562	2.170	**	.015
-10	.562	.687	.405-.421	.624	2.232	.090	.015
-11	.625	.750	.405-.421	.687	2.295	.090	.015
-12	.687	.812	.405-.421	.749	2.357	.220	.145
-13	.750	.875	.405-.421	.812	2.420	.220	.145
-14	.812	.937	.405-.421	.874	2.482	.345	.270
-15	.875	1.000	.405-.421	.937	2.545	.345	.270
-16	.937	1.062	.405-.421	.999	2.607	.470	.395
-17	1.000	1.125	.405-.421	1.062	2.670	.532	.457
-18	1.062	1.187	.405-.421	1.124	2.732	.595	.520
-19	1.125	1.250	.405-.421	1.187	2.795	.658	.583
-20	1.187	1.312	.405-.421	1.249	2.857	.720	.645
-21	1.250	1.375	.405-.421	1.312	2.920	.782	.707
-22	1.312	1.437	.405-.421	1.374	2.982	.782	.707
-23	1.375	1.500	.405-.421	1.437	3.045	.782	.707
-24	1.437	1.562	.405-.421	1.499	3.107	.782	.707
-25	1.500	1.625	.405-.421	1.562	3.170	.782	.707
-26	1.562	1.687	.405-.421	1.625	2.232	.782	.707
-27	1.625	1.750	.405-.421	1.687	3.295	.782	.707
-28	1.687	1.812	.405-.421	1.750	3.357	.782	.707
-29	1.750	1.875	.405-.421	1.812	3.420	.782	.707
-30	1.812	1.937	.405-.421	1.875	3.482	.782	NA

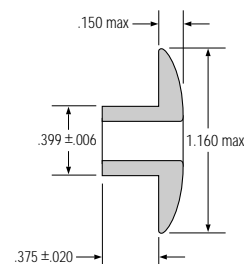
#### Clearance sleeve HLPSC-R12



#### Medium bearing sleeve HLPMS-R12



#### Clearance sleeve HLPS-R12



\* Add encapsulated color: W = white, G = gray, RY = Ryder yellow, HY = Hertz yellow. Consult HUCK for other colors.

\*\* Available only in encapsulated configuration.



Previous  
Screen

Specialty  
Fasteners

Tooling  
Options

Table of  
Contents

Hucktainer® Specialty Fastener

### Installed Values in Nominal Grip (lbs.)

Tensile	800 lbs min	1200 lbs typ max grip	1800 lbs typ min grip
Clamp	700 lbs typ		

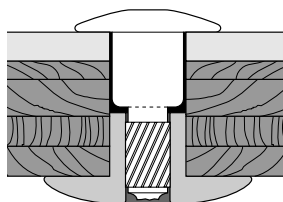
### Material and Finish—Standard Grip

	Material	Finish
Sleeve	Steel	Zinc Plated Gold Chromate
Pin	Steel	Zinc Plated Clear Chromate

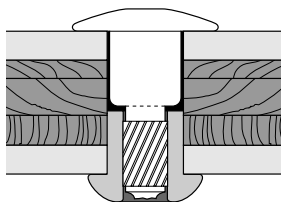
### Installation Tooling

Installation Tool	Nose Assembly	Type	Use
230	99-3465	Pneudraulic	Maintenance & Repair
2025	99-3465	Pneudraulic	Maintenance & Repair
212	99-3464	Pneudraulic	Production
246	99-3438	Pneudraulic	Production
2480	99-3464	Hydraulic	Production
2580	99-3438	Hydraulic	Production

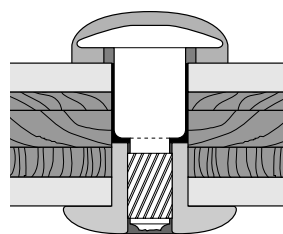
### Recommended Installation Configurations



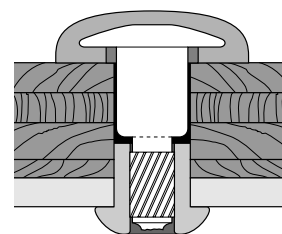
HLPP-R12(-)  
HLPS-R12





HLPP-R12(-)  
HLPSC-R12

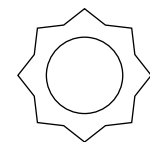


HLPM(-)-R12(-)  
HLPSC-R12



HLPE(-)-R12(-)  
HLPSC-R12

 FRP or other clamp sensitive material  
 Aluminum, Steel, etc.



### Pin-Lock

The Pin-Lock is an option that can be ordered by adding "PL" suffix to the pin part number. The Pin-Lock is a nylon "star" that retains the pin in the hole prior to installation.



Previous  
Screen

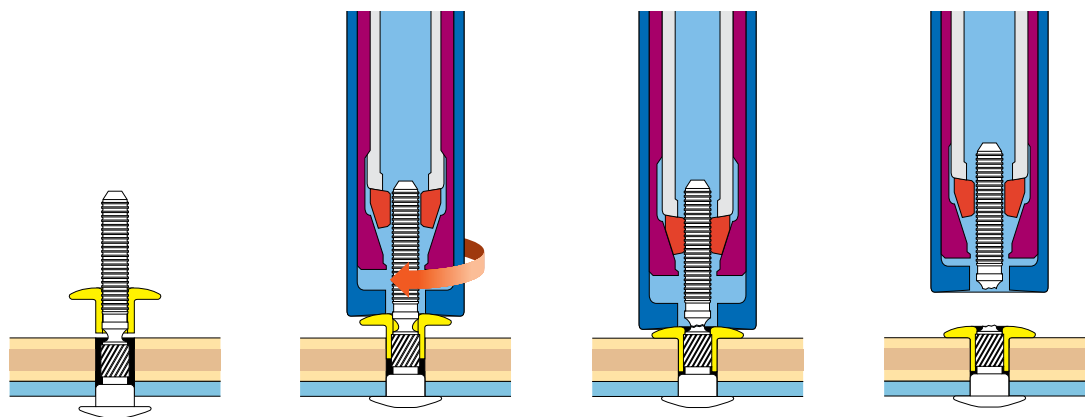
Specialty  
Fasteners

Tooling  
Options

Table of  
Contents

Hucktainer® Specialty Fastener

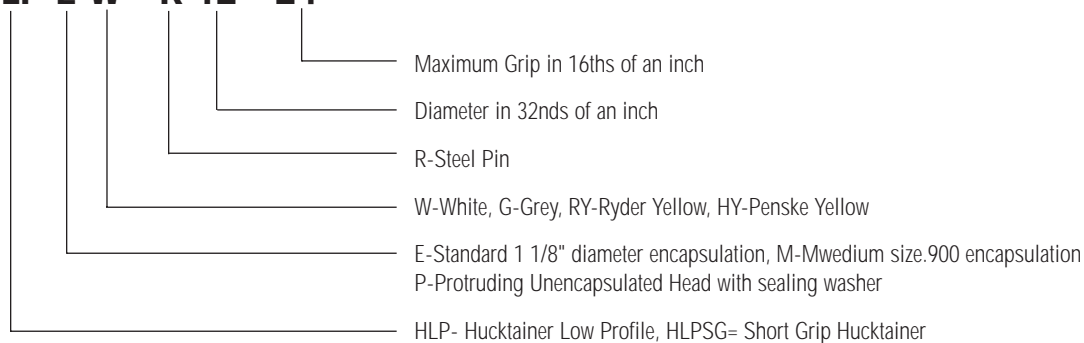
## Installation Sequence



[Click Here to view animation of installation sequence](#)

## Part Number Identification - Pin

**HLP E W - R 12 - 24**



## Part Number Identification - Sleeve

**HLP S - R 12**

